



Daycare / Afterschool Survey Results

December 2025



مدرسة البناء العالمية
BUILDING BLOCKS
INTERNATIONAL SCHOOL



CHILD CARE
SERVICES
Care. Learning. Fun.

Summary



Methodology

The survey was completed solely via a Formstack survey.

A hyperlink was sent to the parents 'preferred' email contact on Thursday 27th November and ran until Thursday 11th December 2025. Reminder emails were sent on 4th December.

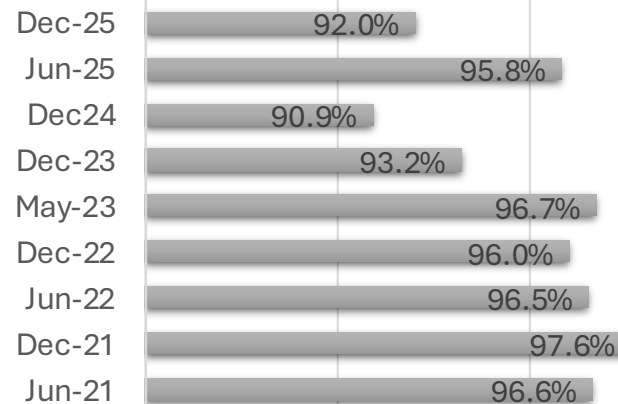
At the census point there were **306** children enrolled at the Daycare. Among these children, **4** are siblings. This resulted in **304 individual email addresses** being contacted.

Summary

92.0%

Overall Satisfaction Rate

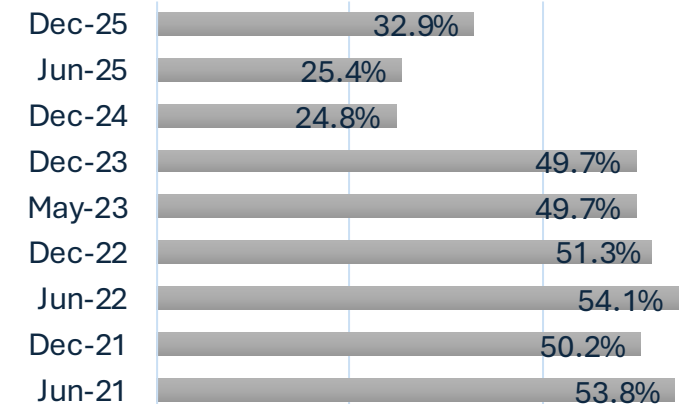
▼ **3.8% Decrease** compared to the June 2025 Survey



32.9%

Completion Rate


Based on 100 unique responses from 304 unique email



Participant Analysis




Age Group Analysis



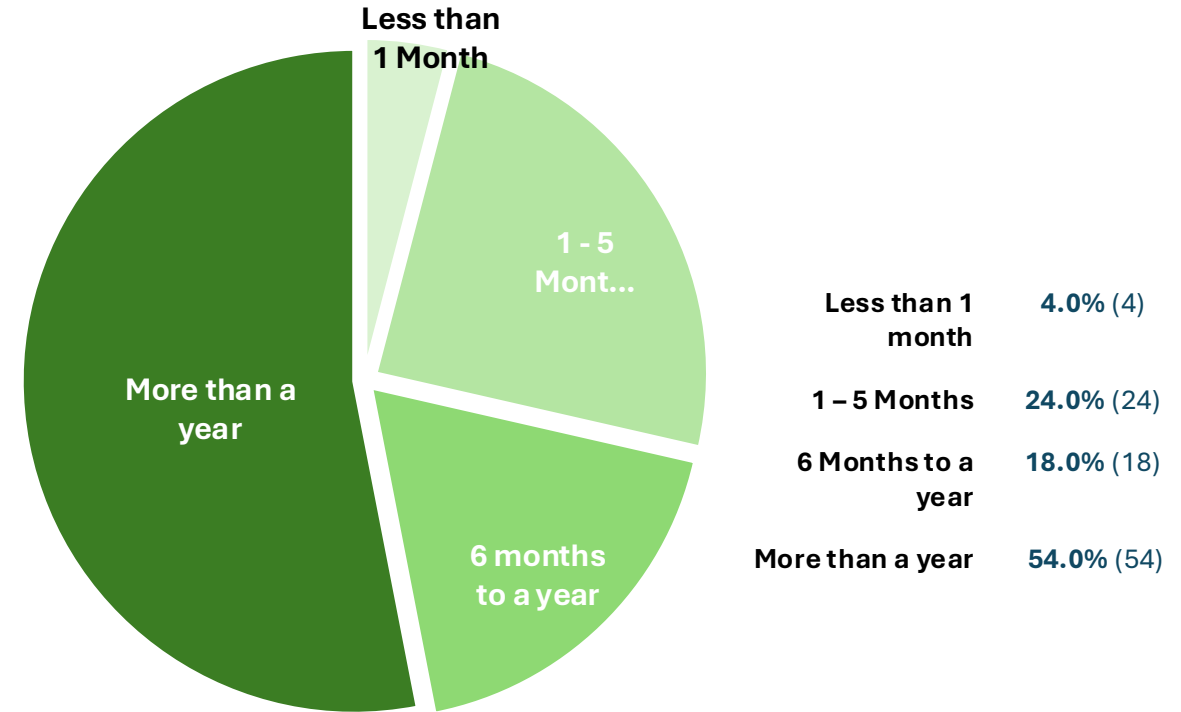
Infants 20.0% (20)	Toddlers 13.0% (13)
Juniors 5.0% (5)	Seniors 20.0% (20)
Preschool 24.0% (24)	Afterschool 18.0% (18)

Response Rate by Location % of responses based on number of emails sent

If multiple children, assigned to earliest age-group




How long has your child been enrolled in Daycare?



More than half of all respondents were from parents whose child has been enrolled in Daycare for more than one year.

In this survey, the participation rate of parents with children in the older age groups remains high as in the June 2025 survey. Again, it is noticed that Junior parents have the lowest number of participants in the survey and Toddler's also have a low participation compared to the other age groups.

Welcoming & General Feelings



Please rate your level of satisfaction with the following, regarding the buildings and facilities:

(% who answered Very Satisfied or Satisfied, for previous surveys this also includes those answering as Strongly Agree or Agree)

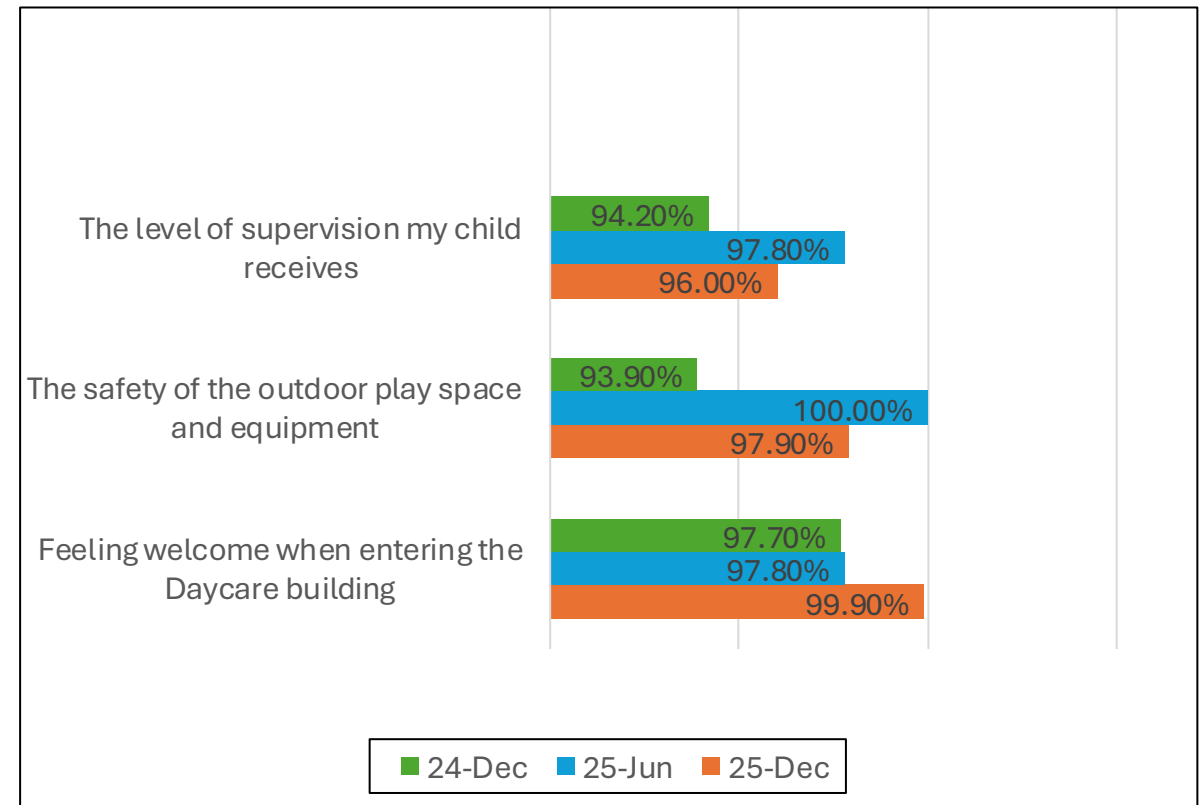
Overall Section Score

97.6%



0.2% decrease compared to
June 2025 Survey

Overall, there has been an 0.2% decrease for this section. This is mostly due to a reduction in the areas “safety of the outdoor equipment” as well in the “level of supervision” received.



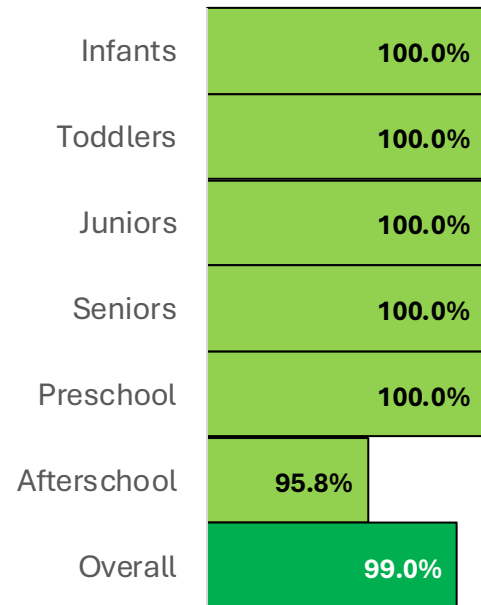
Welcoming & Safety | By Age Group



Please rate your level of satisfaction with the following, regarding the buildings and facilities:

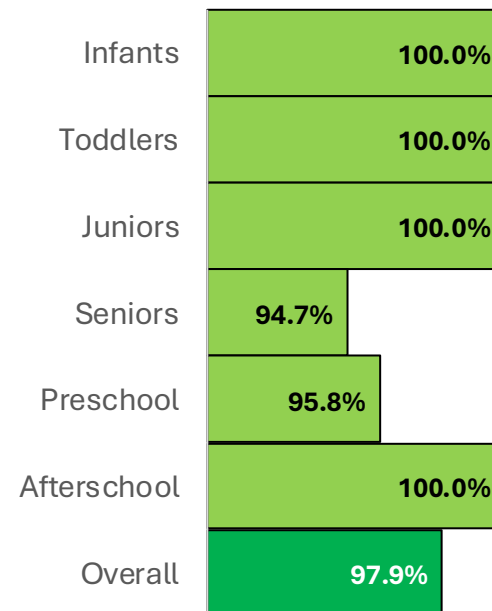
(% who answered Very Satisfied or Satisfied, for previous surveys this also includes those answering as Strongly Agree or Agree)

Feeling welcome when entering the Daycare building



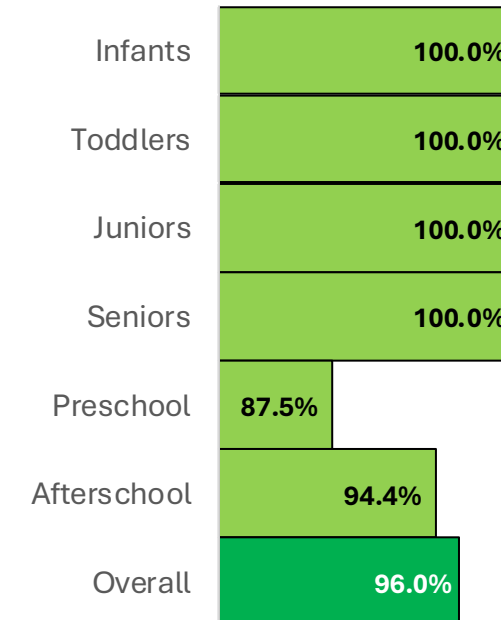
1x Dissatisfied

The safety of the outdoor play space and equipment



1x Dissatisfied
1x Very Dissatisfied

The level of supervision my child receives



1x Dissatisfied
3x Very Dissatisfied

Interaction, Engagement & Teaching Style



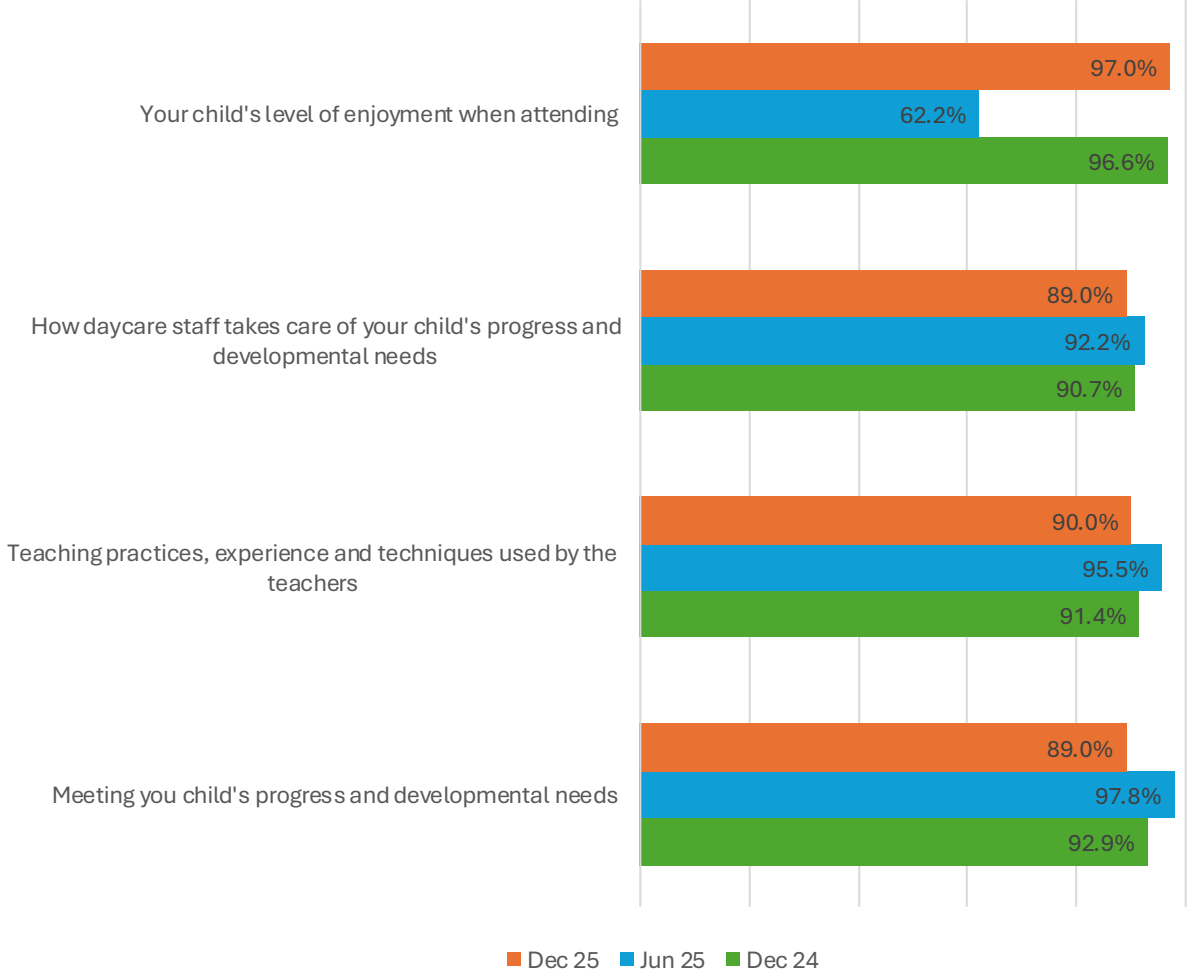
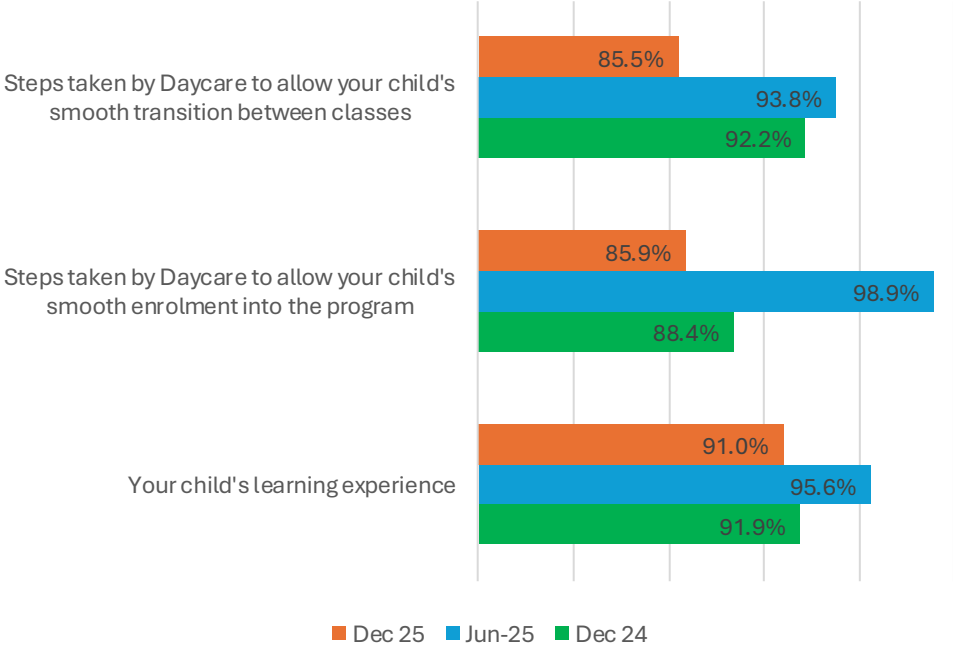
Please rate your level of satisfaction with regards to the following:

(% who answered Very Satisfied or Satisfied, for previous surveys this also includes those answering as Strongly Agree or Agree)

Overall Section Score

90.5%

▼ 5.6% Decrease compared to the June 2025 Survey



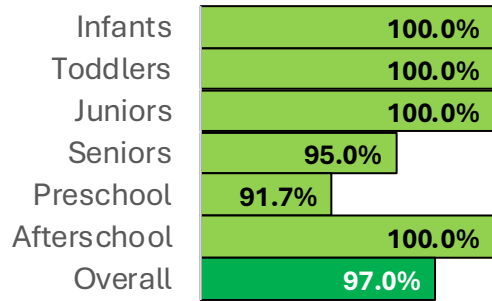
Interaction, Engagement & Teaching | By Age Group



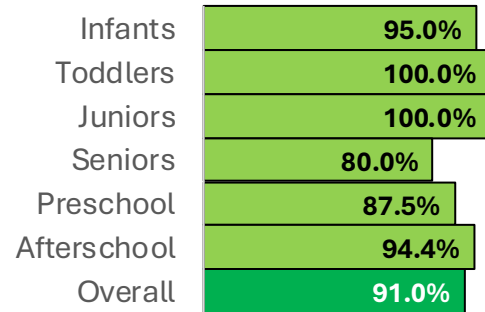
Please rate your level of satisfaction with regards to the following:

(% who answered Very Satisfied or Satisfied)

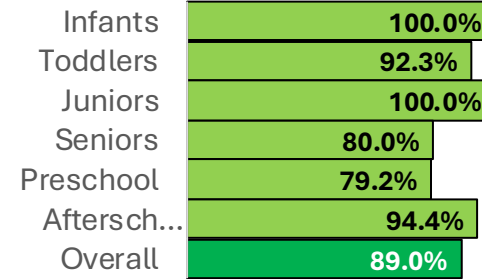
Your child's level of enjoyment when attending



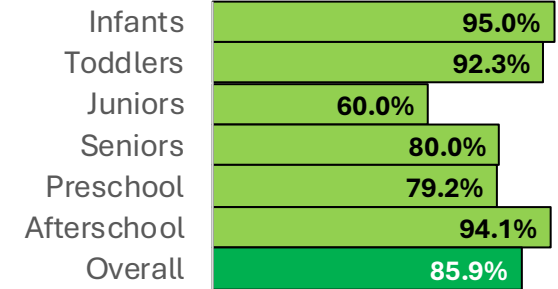
Your child's learning experience



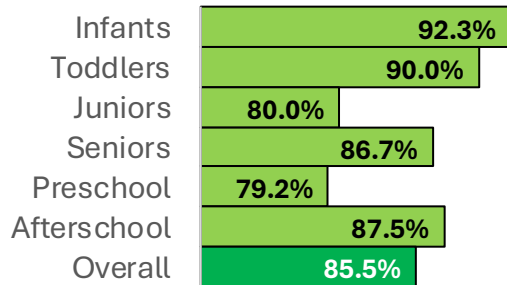
Meeting you child's progress and developmental needs



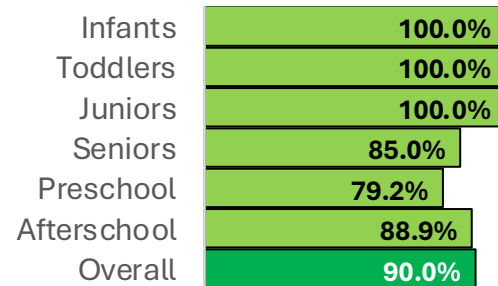
Steps taken to allow your child's smooth enrolment into Daycare



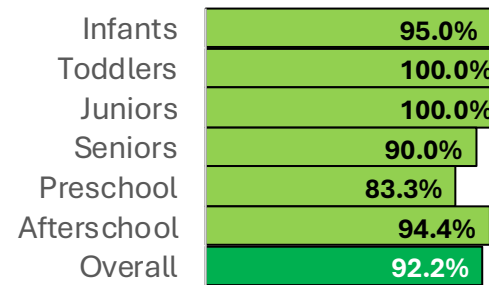
Steps taken to allow your child's smooth transition between classes



Teaching practices, experiences and techniques used



How staff takes care of your child's physical and emotional needs



Communication



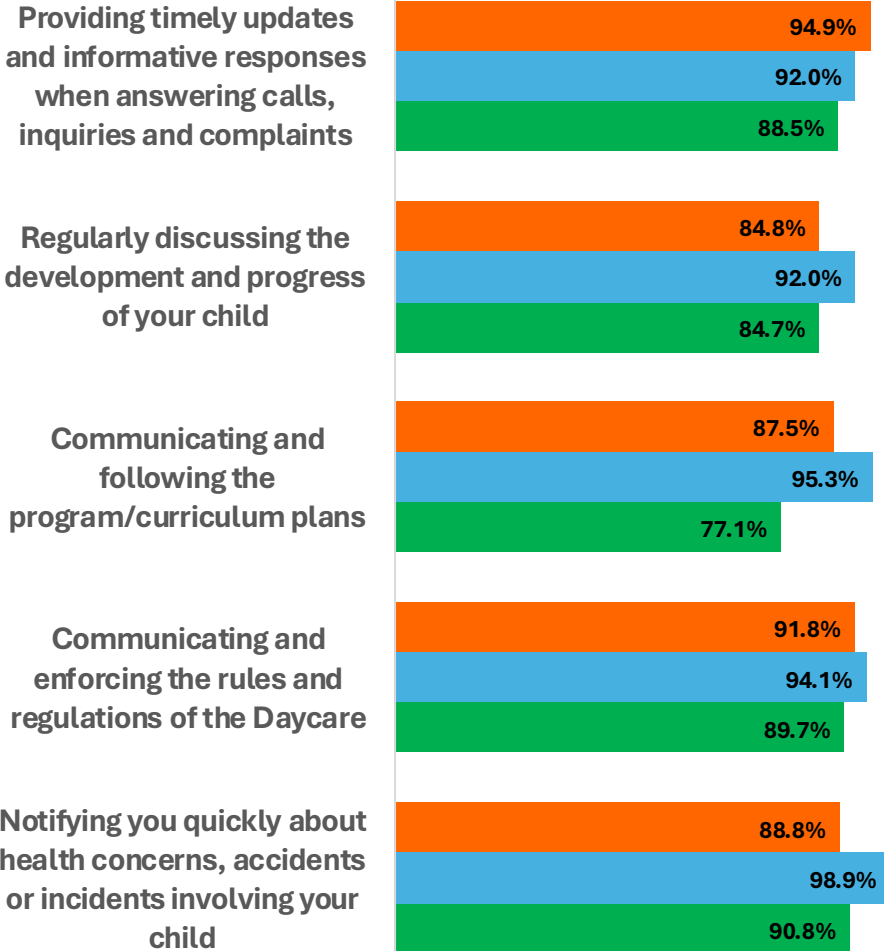
Please rate your satisfaction with Daycare's service with regards to Communication:

(% who answered Very Satisfied or Satisfied)

Section Score
89.6%

▼ **4.9% decrease** compared to the June 2025 Survey

Overall, there is a decrease in the satisfaction regarding communication except for the area of 'Providing timely updates and informative responses. every level of communication. The most notable is in "Notifying you quickly about health concerns, accidents or incidents involving your child', which decreased from 98.9% to now 88.8%.



■ Dec-25 ■ Jun-25 ■ Dec-24

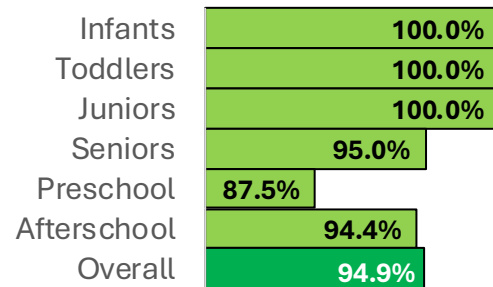
Communication | By Age Group



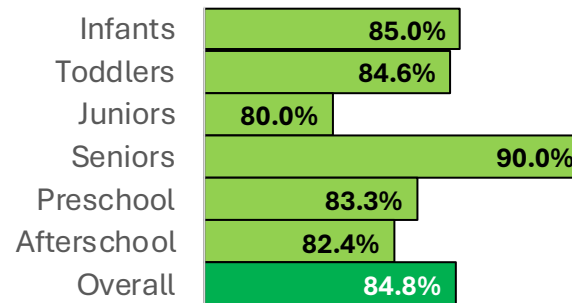
Please rate your satisfaction with Daycare's service with regards to Communication:

(% who answered Very Satisfied or Satisfied)

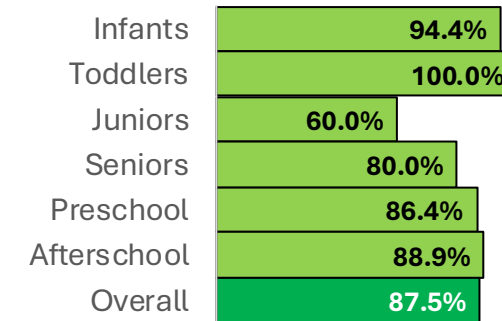
Providing timely updates and informative responses when answering calls, inquiries and complaints



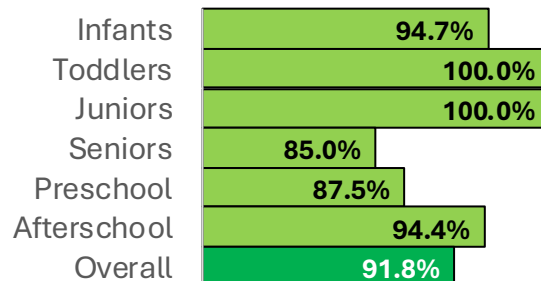
Regularly discussing the development and progress of your child



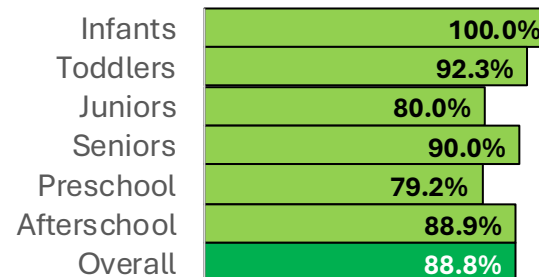
Communicating and following the program/curriculum plans



Communicating and enforcing the rules and regulations of the Daycare



Notifying you quickly about health concerns, accidents or incidents involving your child



Daily Report & Online Registration



Please rate your level of satisfaction with these processes?

(% who answered Very Satisfied or Satisfied)

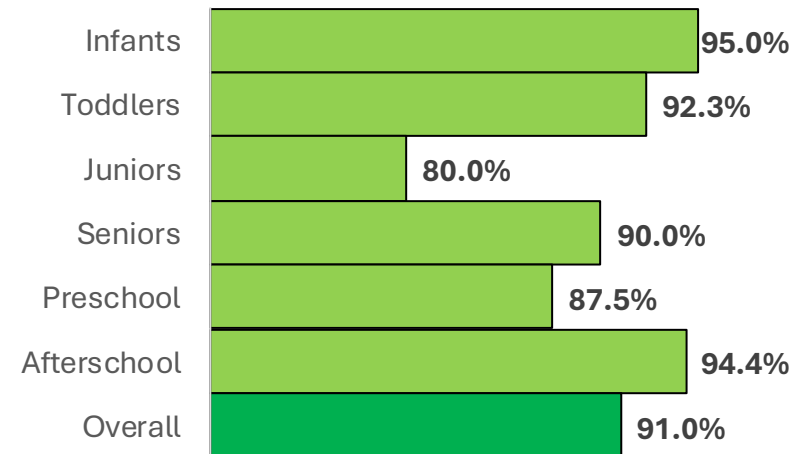
The New Digital Report:

(% who answered Very Satisfied or Satisfied)

Score

91.0%

▼ **5.6%** decrease compared to the
June 2025 Survey



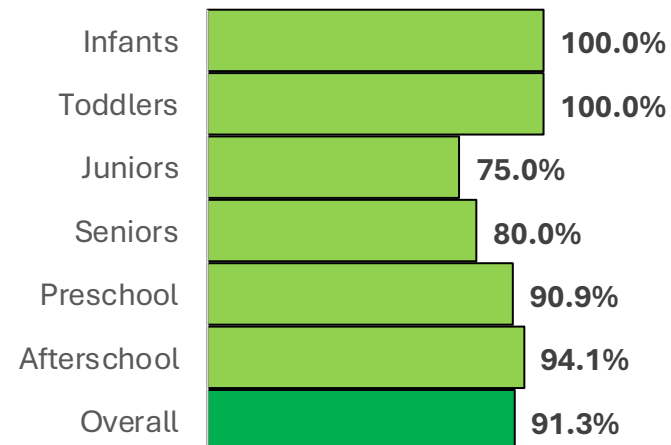
Online Registration/Re-enrolment:

(% who answered Very Satisfied or Satisfied)

Score

91.3 %

▼ **7.5%** decrease compared
to the June 2025 Survey



Classification: Internal

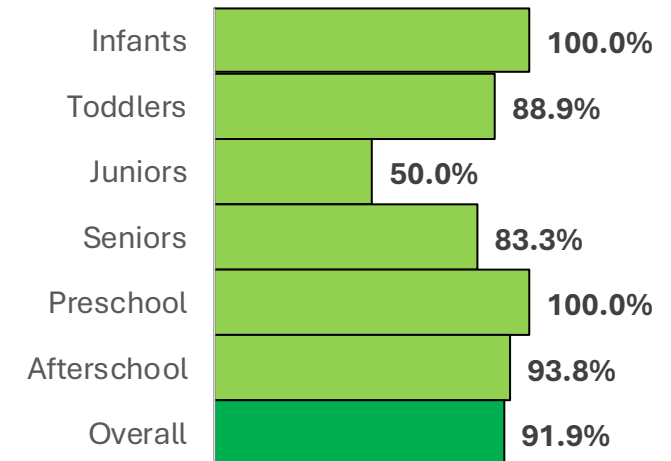
Online Payment:

(% who answered Very Satisfied or Satisfied)

Score

91.9 %

▼ **3.0%** decrease compared
to the Dec 2024 Survey



Overall Satisfaction


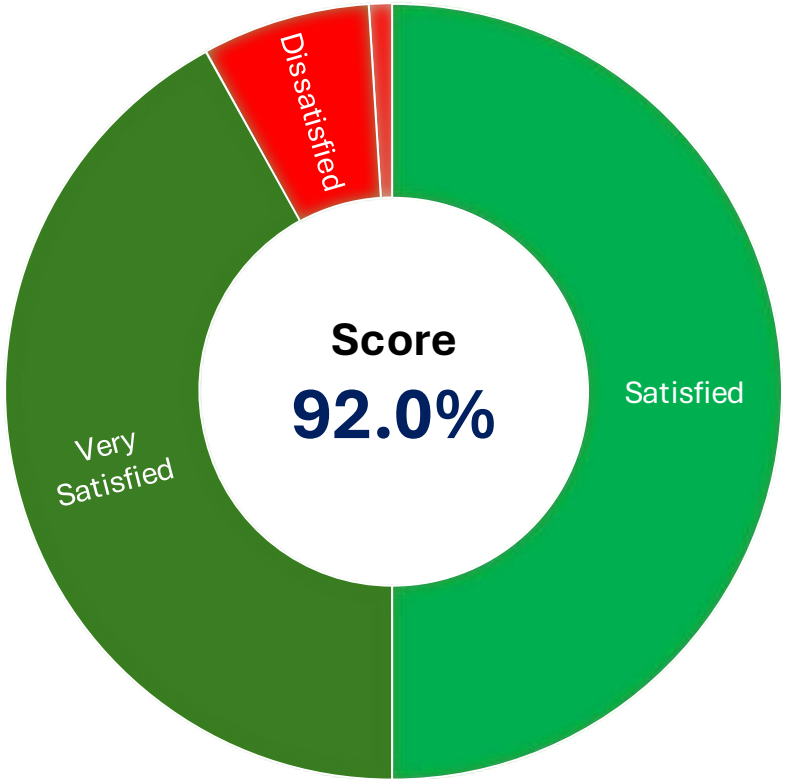


In general, how satisfied were the respondents with the Daycare/Afterschool service that is provided at KAUST?

(% who answered Very Satisfied or Satisfied)

CHART TITLE

Very Satisfied Satisfied Dissatisfied Very Dissatisfied



In total there were 8 negative responses to this question (1 'Very Dissatisfied' and 7 'Dissatisfied'). The score is 3.6% lower than in the June 2025 survey.